1

“ ”

Í m0¬° 73 ’ ?L†¢ .

œM™¥bB ý dž ف ⁎ İ l

1.1.

1.2.

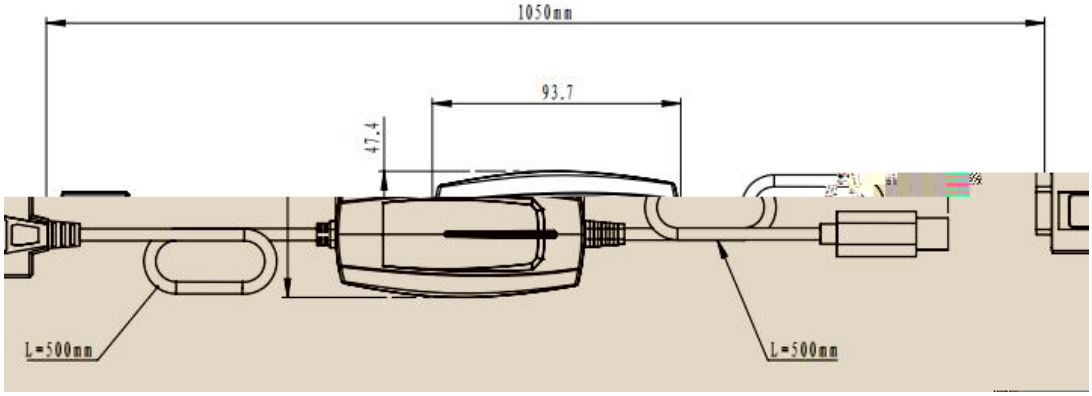

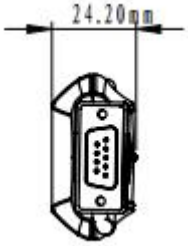

1.3.

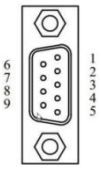			

1.4. LED



1.5.

1.6.

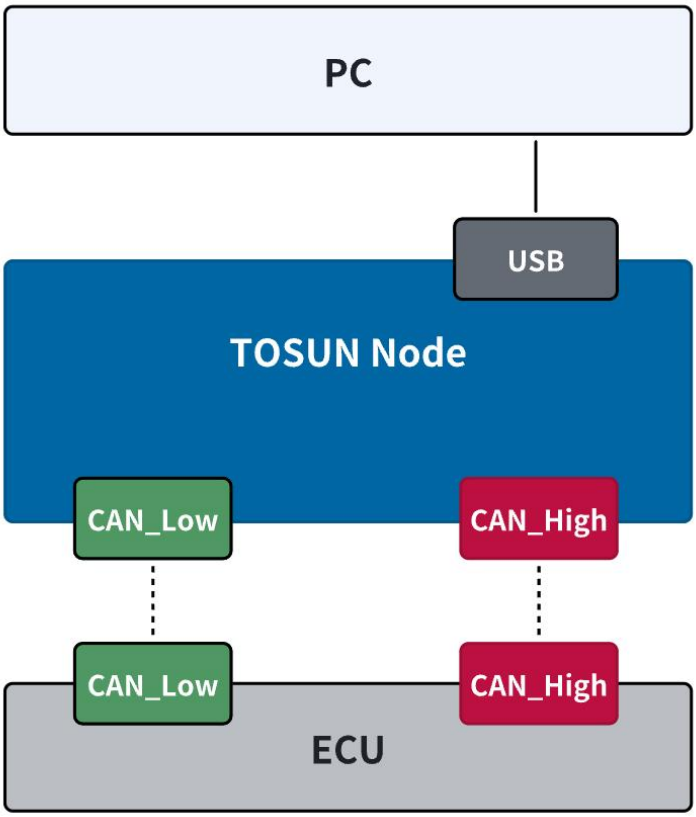
PC
USB
TOSUN Node
CAN_Low
CAN_High
CAN_Low
CAN_High
ECU

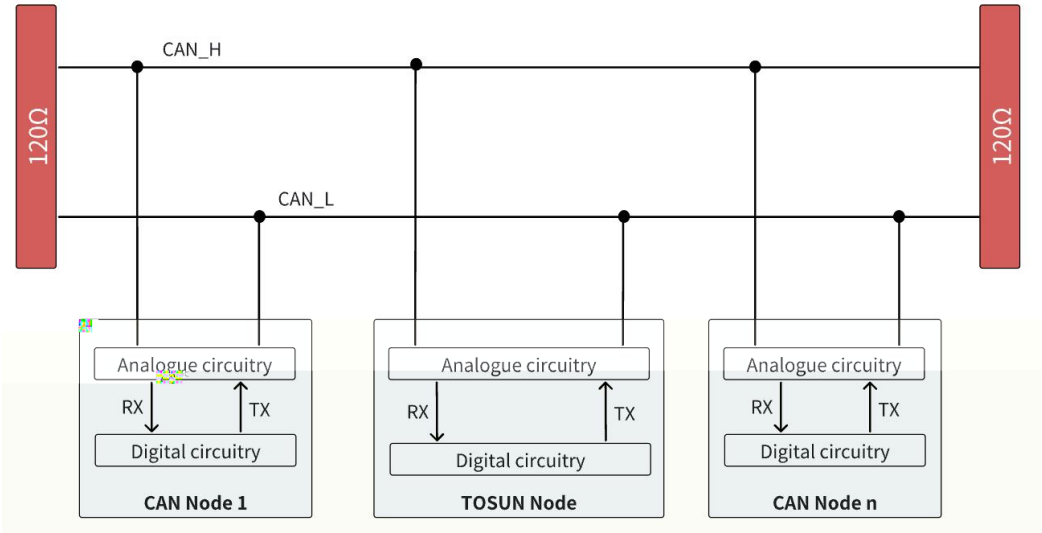
120Ω
CAN_H
CAN_L
120Ω
Analogue circuitry
RX
TX
Digital circuitry
CAN Node 1
Analogue circuitry
RX
TX
Digital circuitry
TOSUN Node
Analogue circuitry
RX
TX
Digital circuitry
CAN Node n

2.1.

```
tosun@tosun-HP-ProBook-455-15-6-inch-G9-Notebook-PC:~/Desktop/TC111/TC111/00_user$ ls
socket_can.c  socket_drv  TOSUN-SOCKET_CAN使用指南_V1.0.0.docx  TOSUN-TC111用户手册_V1.0.0.docx
tosun@tosun-HP-ProBook-455-15-6-inch-G9-Notebook-PC:~/Desktop/TC111/TC111/00_user$
```

```
tosun@tosun-HP-ProBook-455-15-6-inch-G9-Notebook-PC:~/Desktop/TC111/TC111/00_user/socket_drv$ make
-e ------------------------------------------------
-e 🔍 Checking build environment...
-e ------------------------------------------------
# make
# sudo
# kernel build dir
# 必要头文件
# 必要源文件
-e ✅ Using gcc-12, version 12
-e 🔧 Building kernel module tosun_socket_can.ko for 6.8.0-65-generic...
  Using CC=gcc-12
  make[1]: Entering directory '/usr/src/linux-headers-6.8.0-65-generic'
      warning: the compiler differs from the one used to build the kernel
        The kernel was built by: x86_64-linux-gnu-gcc-12 (Ubuntu 12.3.0-1ubuntu1~22.04) 12.3.0
        You are using:          gcc-12 (Ubuntu 12.3.0-1ubuntu1~22.04) 12.3.0
        CC [M]  /home/tosun/Desktop/TC111/TC111/00_user/socket_drv/drivers_net/
        Building modules, stage 2.
        MODPOST 1 modules
        CC [M]  /home/tosun/Desktop/TC111/TC111/00_user/socket_drv/drivers_net/tosun_socket_can.mod.o
        LD [M]  /home/tosun/Desktop/TC111/TC111/00_user/socket_drv/drivers_net/tosun_socket_can.ko
  make[1]: Leaving directory '/usr/src/linux-headers-6.8.0-65-generic'
✅ Build complete: tosun_socket_can.ko
```

TC111

6 1 1

TOSUN同星

汽车电子工具链，国产领导品牌

软件

硬件

解决方案

关于我们

应用

ASAM.CIA

上海 | 广州 | 北京 | 长春 | 成都 | 重庆 | 长沙 | 台北 | 斯图加特